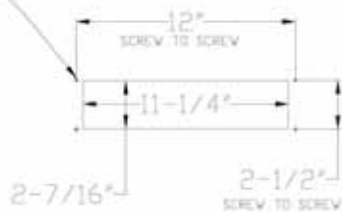


# Installation Instructions-Mail Slot

## Door Prep

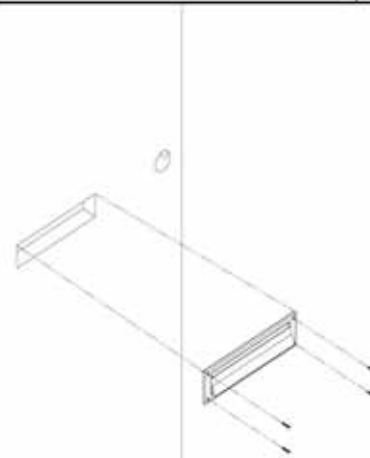
DRILL FOR WOOD SCREWS  
PROVIDED 4 PLACES



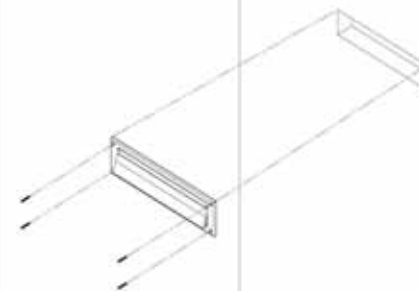
Prep mail slot opening by cutting thru door  
And drill for wood screws provided.

## Inside Trim

Attach inside slot cover with screws provided.



## Outside Trim



Attach outside slot cover with screws provided.  
Note: outside cover is spring loaded.

**EMTEK**  
ASSA ABLOY

IN4-MAILSLOT

01-07-08